




Floating Lounge Chair

Your Ocean Blue Floating Lounge Chair reclines in seconds so that you can spend endless hours relaxing by the pool in perfect comfort.


Reclining Your Lounge Chair

- 1** Place fingers on both sides of the back rest and press to disengage. (See Figure A)
- 2** Now lower the backrest to the fully reclined position. It's that easy. (See Figure B)
- 3** RELAX!



Raising Your Lounge Chair to the Seated Position

- 1** Place fingers on both sides of the back rest and press to disengage. (See Figure A)
- 2** Simply raise the backrest up slowly until backrest snaps into position. (See Figure B)
- 3** Your lounge chair is now ready to use in the seated position.



The logo for Ocean Blue Water Products features the word "Ocean" in a large, stylized font with a wave-like underline. Below it, the word "BLUE" is written in a bold, blocky font, and "WATER PRODUCTS" is written in a smaller, sans-serif font at the bottom.